






# Indigenous People of the Rainforest

Learn about the indigenous tribes in the Amazon and the threats to the rainforest.

Go outside hold a debate and make a tribal house.



# Lesson Plan



## Teaching steps

Prior to the lesson, visit the websites provided and become familiar with the information about indigenous tribes.

- 1 Read the **Maria's Letter comic**.
- 2 How is your life the same or different to Maria's life?  
Talk with talk partners.
- 3 Like Maria, there are still some indigenous people that live in the Amazon. Indigenous people means the first people who lived in any region. They choose to live a traditional lifestyle away from the modern world.
- 4 Show children the web page 'Kids in the Rainforest'.  
Read the information and start a discussion.  
What do you think their lives are like? How might they get food?
- 5 Indigenous people are like the guardians of the rainforest. They look after it! What can hurt the rainforest? Talk to talk partners and share ideas. Play **Rainforest Fact 5 video**.
- 6 Do you think the people in these tribes are fighting for survival?

## Activity ideas

- Test your rainforest knowledge using the **Matching Statements** worksheet.
- Go outside and create your own tribal community. Use playdough, leaves and wood to **Make a Tribal House**.
- Go outside and pretend you are in the Amazon Rainforest. Hold a debate. Select a couple of children to represent the tribe and the loggers. Who should be allowed to keep the land? Use **Debate Time!** to help you.
- Indigenous tribes and people all over the world use plants as medicines. Can you create your own magical potions? Use cups of dirt, cups of water and different toppings such as grass or fallen petals.
- We need to help the planet by planting more trees and plants! Can you plant a tree with your class or plant seeds to encourage insects?

## Plenary

- Ask children to show their tribal houses, what medicines did you make? How is your life different/same as someone that lives in The Amazon? Would you prefer to live there? What happened in the debate. Have a vote to see who the children agreed with the tribe or loggers.

## Resources

### We will provide

- Maria's Letter comic
- Matching Statements
- Debate Time!
- Make a Tribal House
- Rainforest Fact 5 video  
[Link to Earth Cubs video](#)

### You will need

- Dirt Cups of water Grass
- Leaves Fallen petals
- Yanomami Tribe web page:  
<https://survivalinternational.org/tribes/yanomami>
- Kids in the Rainforest web page:  
<https://rainforestfoundation.org/kids/encyclopedia>

## National Curriculum

### Literacy

Participate in discussions, presentations, performances, role play, improvisations and debates.

Maintain attention and participate actively in collaborative conversations, staying on topic and initiating and responding to comments.

## Learning outcomes

- Discuss the similarities/differences between the lives of the indigenous tribes and their own.
- Understand the threats facing the tribes through debate.

## Key questions & vocabulary

- What does 'indigenous people' mean?
- Can you describe the lives of the tribes?
- What are the threats facing these tribes?

fight for survival

indigenous people

tribe

threat

greed

equal

Yanomami hunters share food. They catch food and give it away to others. Everyone eats something provided by someone else. They believe this helps community spirit. How could you improve community spirit?




Rainforest



Comic



# Maria's Letter





**Olá Earth Cubs!**

**My name is Maria.**


**My home is in Brazil.**



**Each day I wake up as the  
sun rises at 5am.**

**I go to school all day.**

**My school has tall trees  
and plants all around.**



**I help my family by**  
**collecting crops and**  
**catching fish.**

**I respect the rainforest.**



**The rainforest provides  
food, shelter and  
medicine.**

**In the evening I play with  
my friends and help at  
home!**

**Speak soon,**

Maria



# Matching Statements



## Activity

Can you match the correct statement to the right person? Cut out the statement and glue it to the right person. How many activities are the same?

## You will need

-  Scissors
-  Glue sticks

**I love to dance,  
especially ballet.**

**I drive to school.**

**I buy fruit from  
the shop.**



**We use the  
rainforest to  
gather fruit.**



**I walk or take the river  
boat to school.**

**My pet dog is called Lola.**

**I love to dance. It is a  
mixture of traditional  
and modern dancing.  
On special occasions I  
a wear headdress.**

**I like watching  
the monkeys play.  
They are noisy!**






# Matching Statements



Alfie

Manola



# Debate Time!



## Activity

Go outside and pretend you are in the Amazon Rainforest.  
Hold a debate with your class! Use these prompts to help you!

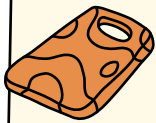
## Logger




These are the reasons why I need to cut down the trees.



I need money to feed my family.



The wood is used to build houses to make items to sell. This helps the community.



Many areas that are cleared have been planted with new trees.

## Tribe



These are the reasons why I need to protect the rainforest.



The forest is my home and has been for generations.



I need the forest to gather food, for shelter and medicine.



We protect the trees, the animals.

Animals lose their homes.

# Make a Tribal House



## Activity

Go outside. With your friends decide where your tribe will live. Create your tribal houses, place them together and make a community!

## You will need

Clay Chopping board Clay modelling tools Rolling pin  
Dried beans Split peas Shell pasta Leaves & flower heads  
Lolly pop sticks Matchsticks Small bowl of water Pebbles

1



### Create the floor of your house.

Get a palm sized piece of clay, press into the chopping board.

2



### Make the walls.

Roll out a rectangular piece of clay, curl it into a circle and place it on the base slab upright.

3



**To attach the walls rub a little bit of water on the surfaces that need joining.**

4



### Cut out doors and windows using modelling tools.

5



### Create the roof.

Make an ice cream cone shape using the clay (same method as the walls).

6



**Decorate with pasta, beans and leaves**

What else can you do as a community?  
Create a special dance together or hunt for insects!

