

# Bigger or Smaller

Children develop a sense of sizes in relation to themselves in simple find and share challenges.

2-5

## Estimate and Measure



### Equipment

- A cut up set of the attached challenge cards held in a basket or something similar.
- A gathering space in the school grounds with a range of larger and smaller features nearby.

### Activity


1. Gather the group in a circle and have somebody pick a card out of the basket.
2. They read out the challenge and the group can question, discuss or suggest options for the answer.
3. The children then run over to the place or objects that they have selected to meet the criteria.
4. Re-gather the group and ask them to share the items that they chose.

### Background

This is a fun activity for building vocabulary around **size** and **scale** in **early years' mathematics**. It is a chance for young children to demonstrate their ability to **estimate** sizes.

It also serves as a simple activity in the initial stages of outdoor learning for building trust with the group in their ability to re-group in a timely manner.

This challenge could be adapted for older pupils by quantifying sizes or mathematical features. For example 'Can the pupils find a stick approximately 10cm long?'












Learning  
through  
Landscapes

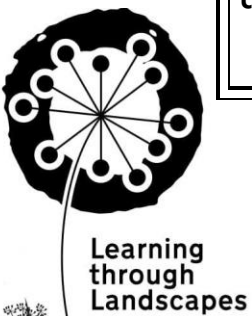
For more resources visit [www.ltl.org.uk/free-resources](http://www.ltl.org.uk/free-resources)

© This activity sheet was created by Learning through Landscapes  
Registered charity no. in England and Wales 803270 and in Scotland SCO38890





Hug something bigger than you.		Sit on something that is very, very big.	
Put something very small into a bucket.		Run to something that is bigger than a tree.	
Jump on something that is very, very small.		Put something small in your pocket.	
Touch something big and something small together.		Sit on something that is small.	
Hide something that is small.		Pretend to pick up something that is very, very big.	
Squeeze something that is very small.		Stand next to something the same size as you.	
Point at something bigger than a car.		Show me something smaller than a bike.	
Put three small things in a row.		Do a silly dance around something very big.	



For more resources visit [www.ltl.org.uk/free-resources](http://www.ltl.org.uk/free-resources)

© This activity sheet was created by Learning through Landscapes  
Registered charity no. in England and Wales 803270 and in Scotland SCO38890

